


WA's Best

outdoors & gardens



2011 \$14.95




leading designs + renovations + style solutions + wa plant guide

2011


WOODLANDS

Ritz Exterior Design

Ritz Exterior Design specialises in luxury outdoor living areas that not only complement beautiful homes, but also incorporate green practices



A dragon tree (*Dracaena draco*) is one of the landscape's main features.



Ask Ritz Exterior Design (RED) director Guy Mouritz the difference between a good outcome and an amazing result and he'll tell you that it's all in the detail.

RED provides a complete design and construction service. From 3D design to specification, Guy and his team are committed to perfecting every last aspect of a project.

Green practices are important to the company, which regularly uses rainwater harvesting systems, waterwise irrigation and sustainable materials. RED is also a registered Waterwise Landscaper.

RED's approach to landscaping has resulted in many awards, including the Designer - Residential/Commercial more than 500sqm category at the 2010 Landscape Industries Association of Western Australia (LIAWA) Awards.

WOODLANDS LANDSCAPE

The owners of this property hired Ritz Exterior Design to create an entertaining and dining space

that would complement a new pool. Site access was limited, so small machinery was used to clear the existing garden; new landscape elements were either carried or craned in.

The biggest challenge was the limestone garden bed next to the pool. A large hole was dug and limestone blocks were laid by hand, from two metres below ground level.

The landscape's main features are the polished plaster screen and feature walls. Two offset feature plinths, in contrasting colours, are enhanced in the evening thanks to LED up-lights.

Another wall acts as a backdrop for a suspended bench seat. Constructed from steel and clad with compressed fibre cement, the wall also hides pool equipment and toys.

Washed aggregate paving was poured throughout the space, while jarrah decking was used for the main alfresco area.

Bursts of green, in the form of low-maintenance native grasses, such as *Lomandra*

tanika and *Dracaena marginata*, next to silver succulent *Sansevieria* 'moonshine', contrast with the red feature walls.

Westringia 'naringa' will grow to screen the old pine fence, while a dragon tree (*Dracaena draco*) and coastal banksia (*Integrifolia*) serve as feature trees. Both have silver-to-blue foliage which is enhanced by the up-lights.

CONTACT DETAILS

- Ritz Exterior Design
- Mobile: 0404 064 004
- Email: guy@ritzexterior.com.au
- Web: www.ritzexterior.com.au